



Installation Guide

Auxiliary Transmission Cooler

Application: Workhorse RV Chassis W20-W24 & P32

Model Years: 2001-2006

Part# WH000540C

Part# WH000540CF



Transmission Oil Coolers used with WH000540 Radiators.

WARNING! *Do not* install the WH000540 radiator without using one of these coolers with it *Or* use the smaller ports on radiator. Damage to the transmission will occur!

OPTION 1 - TRANSMISSION COOLER ONLY



PART# WH000540C

OPTION 2 - TRANSMISSION COOLER WITH FAN & MOUNTING BRACKETS



PART# WH000540CF



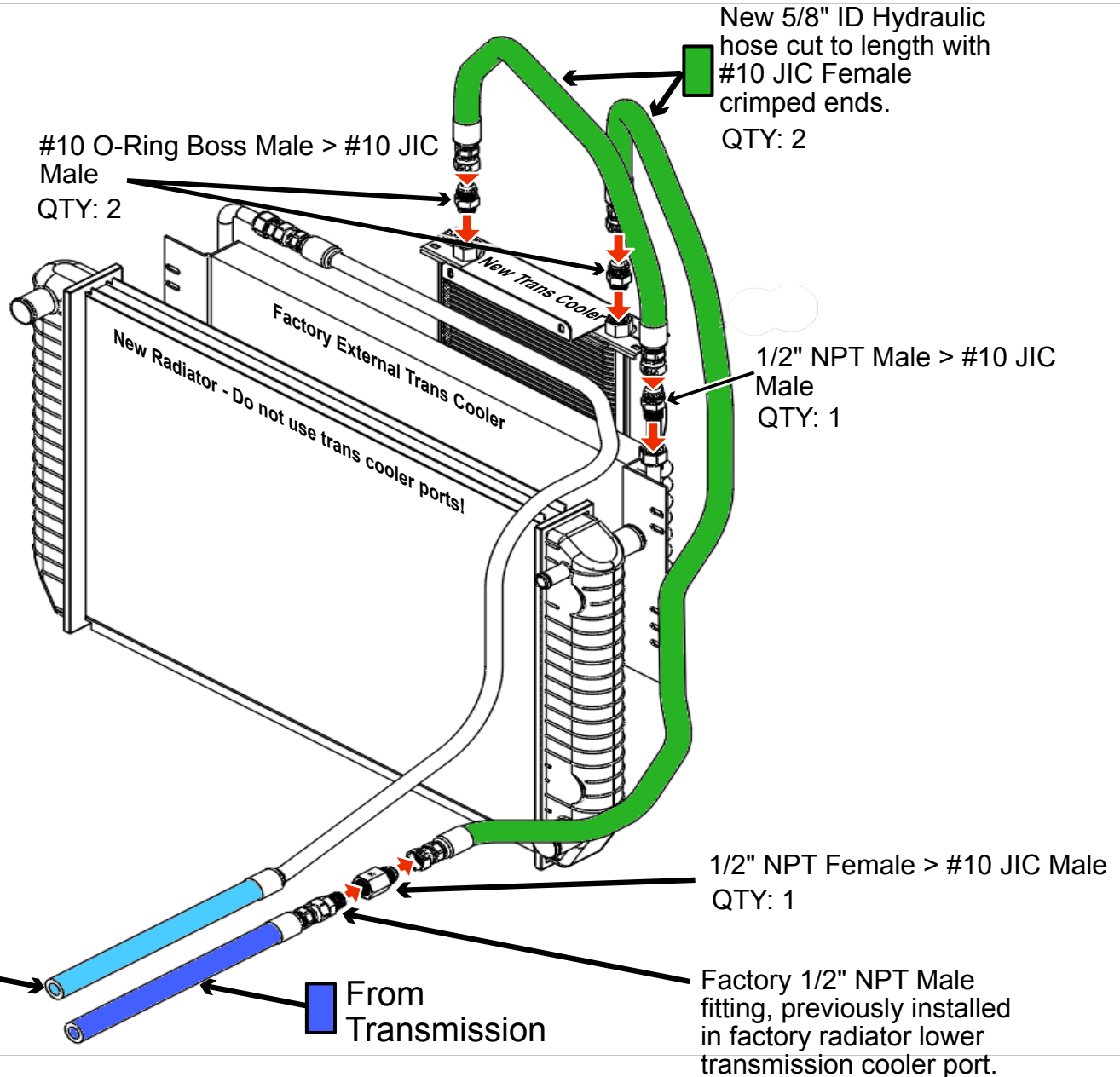
Descriptions for the fittings are supplied instead of part numbers because these fittings are made by many manufacturers so part numbers can vary.

If you have any questions when installing this cooler and radiator combination please contact us!

www.workhorseparts.com or Call us at +1 855-782-4070

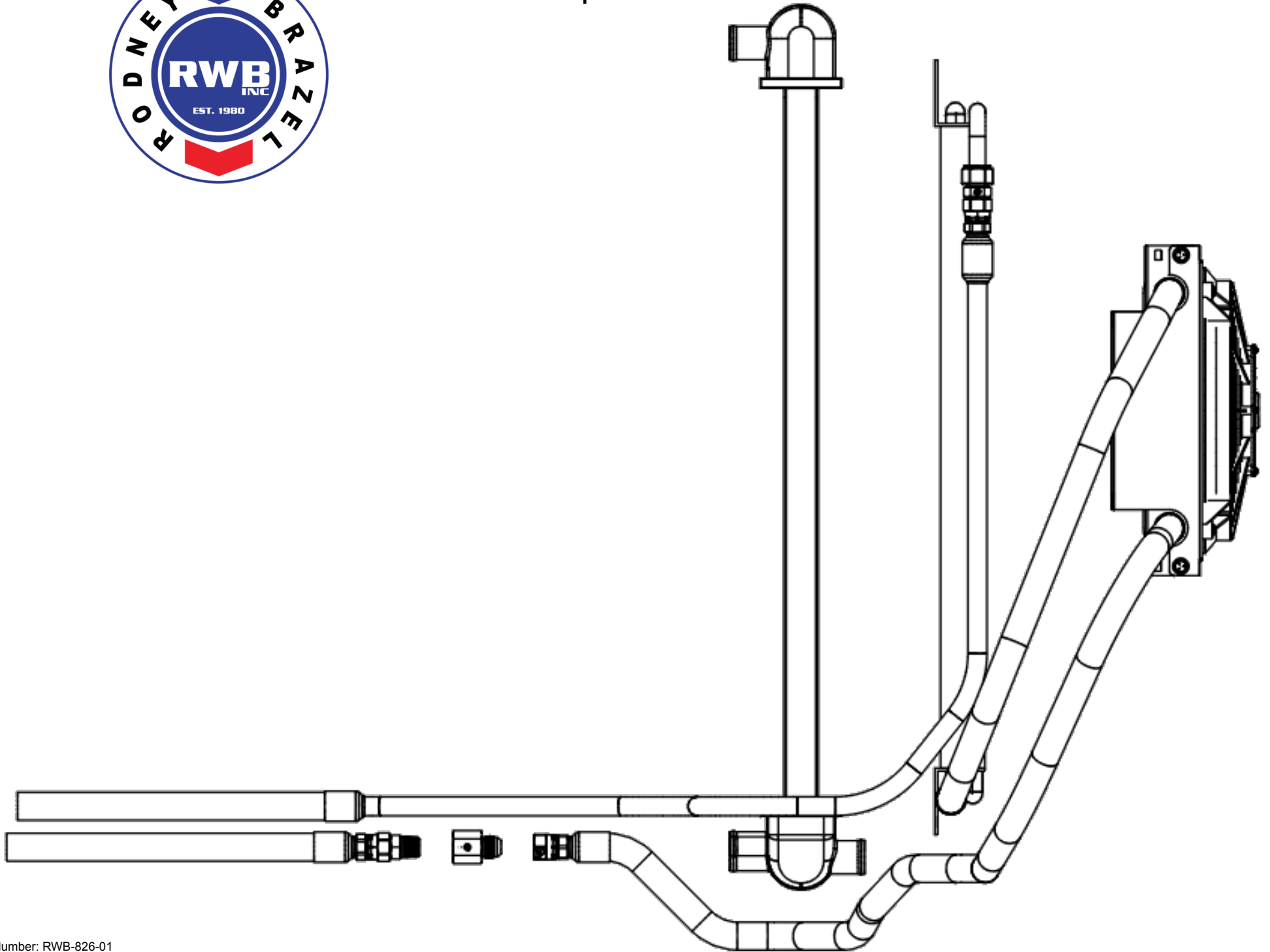
INSTALLATION CONSIDERATIONS:

- MOUNT NEW TRANSMISSION COOLER SECURELY WHERE SPACE ALLOWS, WHILE STILL HAVING ACCESS TO OUTSIDE AIR.
- IF YOU HAVE THE ELECTRIC FAN OPTION WITH THE COOLER IT DOES NOT HAVE TO BE MOUNTED BEHIND THE GRILLE.
- FOR COOLERS WITHOUT THE ELECTRIC FAN OPTION, THEY MUST BE MOUNTED BEHIND THE GRILLE FOR DIRECT AIR FLOW THROUGH THE COOLER.
- BE SURE THAT THE HOSES ARE ROUTED AWAY FROM EXTREME HEAT, AND SHARP, OR MOVING OBJECTS.
- ONCE MOUNTED MEASURE LENGTH OF HOSE NEEDED FOR PROPER INSTALLATION.
- HAVE HOSES MADE AT A LOCAL HYDRAULIC SUPPLY HOUSE.
- FINDING A HYDRAULIC SUPPLIER THAT CAN MAKE THE HOSES CAN BE DONE BY CONTACTING A LOCAL EQUIPMENT REPAIR FACILITY. FOR EXAMPLE: FORKLIFT REPAIR. THEY WILL KNOW WHERE YOU CAN GET THE HOSES MADE.
- THESE ARE LOW PRESSURE HOSES, THEY JUST NEED TO BE RATED FOR TRANSMISSION FLUID USE.



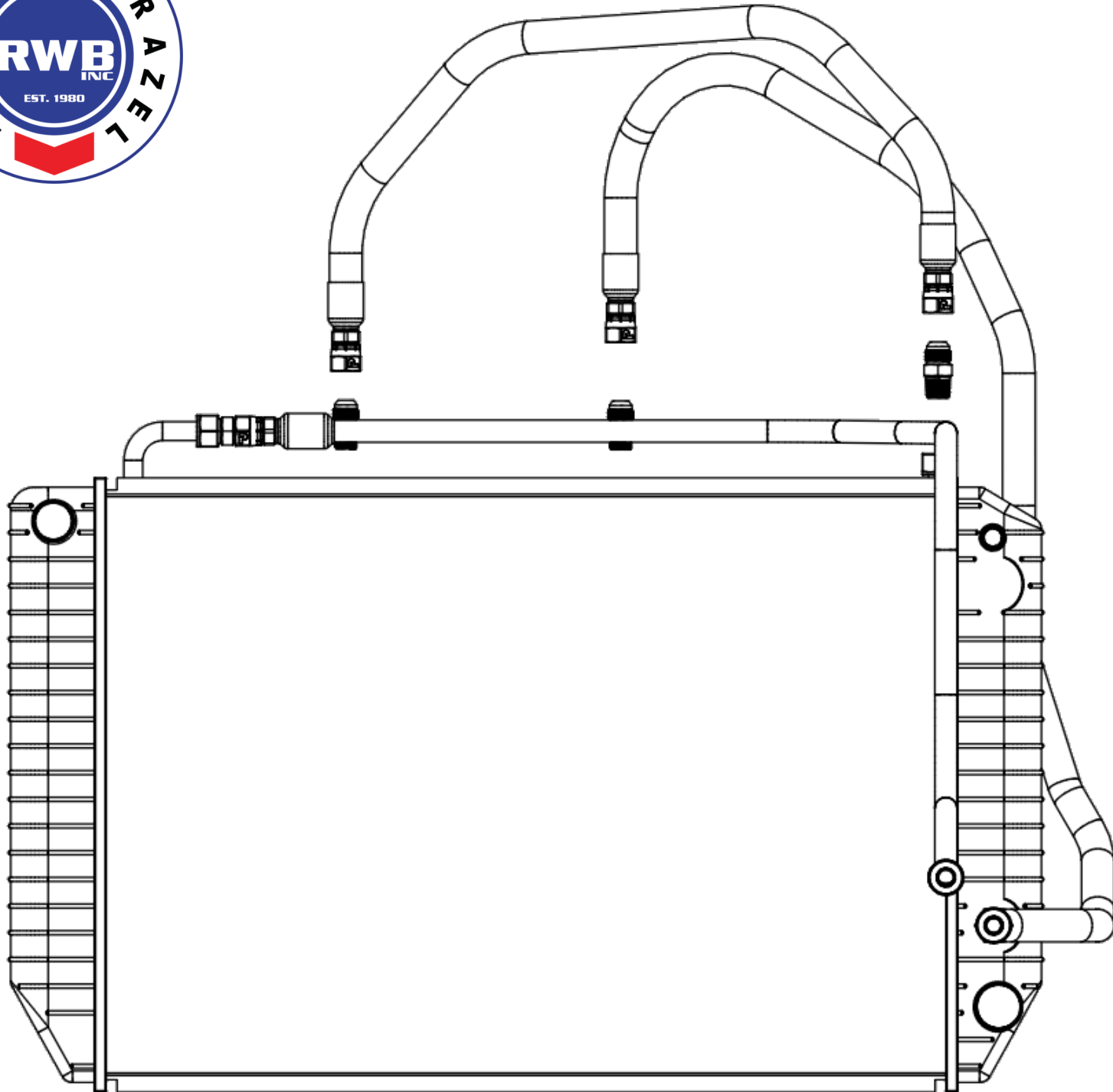


Top View





Back View





Right Side View

